






**Pot rose propagation
using robots in Holland**



Pot rose propagation
using robots in Holland

Robotic selection and
trimming of the cutting



Taking the cutting from the conveyer



Dipping the basal end of the cutting in Rhizopon dry dip rooting powder

Sticking the cutting in the pot

There will be four cuttings per pot



Pot rose propagation using robots in Holland



Collecting the pots before bringing them to the propagation house



Misting before bringing the pots to the propagation house



Pot rose propagation house

Pot rose propagation using robots in Holland